



Online Continuing Education for Professional Engineers
Since 2009

Guide to Working with Corrosive Substances

PDH Credits:

1 PDH

Course No.:

WCS101

Publication Source:

NC Dept. of Labor

“A Guide to Working With Corrosive Substances”

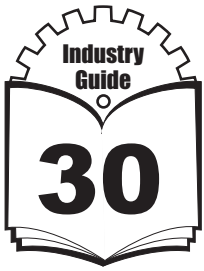
*Occupational Safety and Health Division
Industry Guide 30*

Revised Date:

Nov. 2013

DISCLAIMER:

All course materials available on this website are not to be construed as a representation or warranty on the part of Online-PDH, or other persons and/or organizations named herein. All course literature is for reference purposes only, and should not be used as a substitute for competent, professional engineering council. Use or application of any information herein, should be done so at the discretion of a licensed professional engineer in that given field of expertise. Any person(s) making use of this information, herein, does so at their own risk and assumes any and all liabilities arising therefrom.



A Guide to Working With Corrosive Substances



NCDOL
N.C. Department of Labor

N.C. Department of Labor
Occupational Safety and Health Division
1101 Mail Service Center
Raleigh, NC 27699-1101

Cherie Berry
Commissioner of Labor

**N.C. Department of Labor
Occupational Safety and Health Program**

Cherie Berry
Commissioner of Labor
OSHA State Plan Designee

Allen McNeely
Deputy Commissioner for Safety and Health

Kevin Beauregard
Assistant Deputy Commissioner for Safety and Health

Fleda Anderson
Reviewer

Acknowledgments

This edition of *A Guide to Working with Corrosive Substances* is largely based on an earlier edition written by L.A. Weaver Co., which specializes in occupational safety. Additional material was provided by N.C. Department of Labor health standards officer J. Edgar Geddie, Ph.D. Thank you to Tim Phillips, state director of the Office of Motor Carriers with the Federal Highway Commission of the USDOT, and Cara Lucas, a NERL environmental compliance officer with EPA, for their review of the associated material. The information in this guide was updated in 2013.

This guide is intended to be consistent with all existing OSHA standards; therefore, if an area is considered by the reader to be inconsistent with a standard, then the OSHA standard should be followed.

To obtain additional copies of this guide, or if you have questions about N.C. occupational safety and health standards or rules, please contact:

**N.C. Department of Labor
Education, Training and Technical Assistance Bureau
1101 Mail Service Center
Raleigh, NC 27699-1101**

Phone: 919-807-2875 or 1-800-NC-LABOR

Additional sources of information are listed on the inside back cover of this guide.

The projected cost of the NCDOL OSH program for federal fiscal year 2012–2013 is \$18,073,694. Federal funding provides approximately 30.5 percent (\$5,501,500) of this total.



Contents

Part		Page
	Foreword	iv
1	What Are Corrosives?	1
2	What Regulations Protect Us Against Corrosives?	4
3	How Do Corrosives Harm Us and How Can We Protect Ourselves?	6
	Personal Protective Equipment and Facilities Checklist	10
	Terms	11

Foreword

Employers must be aware of workplace hazards facing their employees and take appropriate action to minimize or eliminate exposure to these hazards. *A Guide to Working With Corrosive Substances* discusses precautions that can prevent serious health risks to workers due to exposure to corrosives. Corrosive chemicals are essential to many work processes; however, they can enter the body through ingestion, inhalation, or contact with the skin and eyes.

Employee exposure to corrosives must be evaluated to determine the need for engineering and administrative controls as well as the need for personal protective equipment. The results from injuries can be severe and even fatal. Mists produced by liquids can result in lung damage if inhaled, serious burns or irritation can be the result of accidental contact to the skin or eyes, and lung and skin cancer have been linked to chromic acid. Additional threats to employees are posed by the ease with which many corrosive chemicals ignite, explode or react with incompatible substances.

In North Carolina, the N.C. Department of Labor enforces the federal Occupational Safety and Health Act through a state plan approved by the U.S. Department of Labor. NCDOL offers many educational programs to the public and produces publications to help inform people about their rights and responsibilities regarding occupational safety and health.

When reading this guide, please remember the mission of the N.C. Department of Labor is greater than just regulatory enforcement. An equally important goal is to help citizens find ways to create safe workplaces. Everyone profits when managers and employees work together for safety. This booklet, like the other educational materials produced by the N.C. Department of Labor, can help.

Cherie Berry
Commissioner of Labor

What Are Corrosives?

Information About Corrosives From the Department of Transportation

The U.S. Department of Transportation (DOT) regulations consider a corrosive material to be a liquid or solid that causes visible destruction or irreversible alterations in human skin tissue at the site of contact, or in the case of leakage from its packaging, a liquid that has a severe corrosion rate on steel or aluminum. The DOT further develops this definition by offering the following:

1. A material is considered to be corrosive if a liquid or solid causes full thickness destruction of human skin at the site of contact within a specified period of time.
2. A liquid is considered to have a severe corrosion rate if its corrosion rate exceeds $\frac{1}{4}$ inch per year on steel [SAE 1020 (Society of Engineers)] or aluminum surfaces at a test temperature of 130°F when tested on both materials. (For additional information see 49 CFR 173.136 and § 173.137.)

In most instances, corrosive materials may be identified by the label and/or placard (required by the DOT) shown in Figure 1.



Information About Corrosives From the Environmental Protection Agency

The Environmental Protection Agency (EPA), in regulating hazardous waste, uses pH as the criterion for determining if a substance is corrosive. Wastes with a pH of less than 2.0 or greater than 12.5 are considered to be corrosive.

The EPA defines corrosive wastes to include (1) aqueous waste exhibiting a pH of less than or equal to 2 or greater than or equal to 12.5 and (2) liquid waste capable of corroding steel at a rate greater than $\frac{1}{4}$ inch per year. The EPA chose pH as one barometer of corrosivity because waste exhibiting low or high pH can cause harm to human tissue, promote the migration of toxic contaminants from other waste, react dangerously with other waste and harm aquatic life. The EPA chose metal corrosion rate as its other barometer of corrosivity because waste capable of corroding metal can escape from the containers in which it is segregated and liberate other waste.

The percent of acidity/alkalinity provides an indication of the capacity of a waste to resist a change in pH. That measurement aids in the assessment of the hazard presented by a waste over the long term. However, it adds little to the assessment of the hazard posed by the waste during transportation, storage and initial disposal. Furthermore, because the capacity of a waste to retain low or high pH is as much a function of its disposal or storage environment as of its percent of acidity/alkalinity, there is no scientifically valid basis upon which to establish hazardous threshold levels of percent of acidity/alkalinity. (For additional information see 40 CFR 261.22.)

All corrosive materials and solutions have the EPA Hazardous Waste Number D002. The following are some of the more commonly used corrosives:

- Acetic Acid
- Ammonium Hydroxide
- Chromic Acid
- Hydrobromic Acid
- Hydrochloric Acid
- Hydrofluoric Acid
- Nitric Acid
- Oleum
- Perchloric Acid
- Phosphoric Acid
- Potassium Hydroxide
- Sodium Hydroxide
- Sulfuric Acid

Hazard Communication Standard Definition of Skin Corrosion

The Hazard Communication Standard (HCS) is now aligned with the Globally Harmonized System of Classification and Labeling of Chemicals (GHS). This update to the Hazard Communication Standard (HCS) will provide a common and coherent approach to classifying chemicals and communicating hazard information on labels and safety data sheets.

Chemical manufacturers and importers are required to determine the hazards of the chemicals they produce or import. Hazard classification under the new, updated 2012 Hazard Communication Standard provides specific criteria to address health and physical hazards as well as classification of chemical mixtures. There is no requirement to test the chemical to determine how to classify its hazards. Appendix A to 29 CFR 1910.1200 shall be consulted for classification of health hazards.

The definition of “skin corrosion” can be found in Appendix A of 29 CFR 1910.1200, the Hazard Communication standard.

“*Skin corrosion* is the production of irreversible damage to the skin; namely, visible necrosis through the epidermis and into the dermis, following the application of a test substance for up to 4 hours. Corrosive reactions are typified by ulcers, bleeding, bloody scabs, and, by the end of observation at 14 days, by discoloration due to blanching of the skin, complete areas of alopecia, and scars. Histopathology should be considered to evaluate questionable lesions.”

Hazard Communication Standard Corrosion Pictogram



Acids and Bases

Acids and bases are a part of the classification of corrosives and are chemicals that pose especially severe risks if personal contact is made with them. An important first step in understanding the effects of acids and bases is clearly distinguishing the two terms. Acids are those substances that yield hydrogen ions (H^+) in an aqueous solution. Basic substances yield hydroxide ions (OH^-) in an aqueous solution. When acids and bases are mixed they neutralize each other, producing salts. The resultant solution has a salty taste and none of the properties of either acids or bases.

Bases are also known as alkalis, caustics or hydroxides. As previously noted, both acids and bases are included in a broader group of materials known as corrosives. As shown by the scale in Table 2 acidity and alkalinity are measured on a pH scale. The pH value of a solution determines its acidity or alkalinity (basicity).

What is pH?

The pH of a chemical is one of the physical properties that may be an indicator of a potential hazard. The pH scale runs from 0 to 14. Substances with a pH of less than 7 are said to be acidic. Vinegar has a pH of 3.5. Human skin has a pH of 4.5 to 6. If the substance has a pH of more than 7, it is basic. Wet cement and lye have a pH of 12 to 13. A neutral substance has a pH of 7. Pure water is pH 7. A pH of 0 is the strongest acid. A pH of 14 is the strongest base. The pH scale is logarithmic. For every whole number increase or decrease, the pH changes 10-fold! The pH of wet cement is one 1 billion times higher than the pH of skin.

Table 1
pH Scale

ACIDIC					NEUTRAL					BASIC (CAUSTIC, ALKALI, HYDROXIDE)				
0	1	2	3	4	5	6	7	8	9	10	11	12	13	14

Other distinguishing characteristics between acids and bases include distinctions made by effects. Acids are chemical compounds that exhibit a sharp, sour taste in water solution. (Of course, you should never actually taste an acid to verify its effect.) Acids have corrosive action on metals and turn certain blue vegetable dyes red. An acid will turn blue litmus paper red.

Bases are chemicals that in solution are soapy, slippery to the touch and turn red vegetable dyes blue. Red litmus paper is turned blue by a base.

What Regulations Protect Us Against Corrosives?

The U.S. Department of Transportation

Specific Department of Transportation (DOT) regulations regarding corrosives are in the Code of Federal Regulations (49 CFR). Among DOT regulations are requirements for the packaging and loading of corrosives and guidelines for accidents where corrosives are involved (including the subject of leaking cargo tanks).

Regarding packaging, DOT requirements for corrosives cover the outage. The expansion traits of the liquid and the maximum increase of temperature to which it will be subjected in transit determine the proper vacant space (outage or ullage) in the package. (As a general rule, sufficient outage must be provided so that the packaging will not be liquid full at 130° F for packages of less than 110 gallons, and for tank cars not less than 2 percent of the total volume). DOT regulations also apply to the methods of closing and cushioning packaging and the types of containers that may be used for corrosives.

The following summary of DOT regulations offers general guidance regarding the loading of corrosive liquids:

In general, individual carboys and frangible containers [containers capable of being broken] of corrosive liquids, including charged electric storage batteries, when loaded by hand, must be individually loaded into and unloaded from any motor vehicle in which they are to be transported. All reasonable precautions must be taken to prevent the dropping of any such containers or batteries containing corrosive liquids. No such container or battery may be loaded into a motor vehicle having an uneven floor surface. It shall be permissible to load corrosive liquids, more than one tier high above any floor only if such carboys or other containers are boxed or crated, or are in barrels or kegs.

No carboy or other container of nitric acid shall be loaded above any container containing any other kind of material. The loading of carboys or other containers of nitric acid shall be limited in height to two tiers.

The N.C. Department of Labor, Occupational Safety and Health Division

Safety and health standards enforced in North Carolina must afford protection to employees that is at least as effective as the protection afforded to employees by federal occupational safety and health standards. Each employer is responsible for knowing the standards that apply to its industry.

The majority of standards that apply to general industry and to the construction industry in our state are published in the Code of Federal Regulations (CFR), 29 CFR 1910 for general industry and 29 CFR 1926 for the construction industry. They are also published under the titles of North Carolina Occupational Safety and Health Standards for General Industry and North Carolina Occupational Safety and Health Standards for the Construction Industry, along with state-specific standards for these industries.

The published standards and information, including interpretations of the standards, may be obtained by contacting the N.C. Department of Labor, Occupational Safety and Health Division. (See the inside back cover of this guide for the address and telephone number.)

Below is a list that identifies (but does not quote) statutes and standards that afford employees protection against hazards, including corrosives. The list is intended as illustrative and representative rather than comprehensive.

N.C. Gen. Stat. 95-129(1)—requires each employer to provide its employees work conditions and a workplace free from recognized hazards that are likely to cause serious physical harm.

29 CFR 1910.124—General requirements for dipping and coating operations—includes, but is not limited to, requirements for ventilation and personal protection equipment (such as protective clothing and emergency showers and eye-wash stations) for employees who work around open surface tanks. (See also 29 CFR 1910.261(g)(18)(i); 29 CFR 1910.262(pp); 29 CFR 1910.268(b)(2); 29 CFR 1910.111(b)(10)(iii); 29 CFR 1910.111(b)(10)(iv).)

29 CFR 1910.132—Personal Protective Equipment—General requirements—requires protection for employees' eyes, face, head and extremities in the presence of hazards that require such protection, including, but not limited to, chemical hazards and hazards encountered through absorption, inhalation or physical contact. (See also 13 NCAC 07F.0202.)

29 CFR 1910.133—*Personal Protective Equipment—Eye and face protection*—requires protection against liquids and other hazards to the eyes and face. (See also 29 CFR 1926.102.)

29 CFR 1910.134—*Personal Protective Equipment—Respiratory protection*—includes (among other pertinent subjects) the selection, fitting and care for respirators and instructions to employees about the use of respirators. (See also 29 CFR 1926.103.)

29 CFR 1910.262(nn)–(pp)—*Special Industries—Textiles Acid carboys*—regulates the safe removal of acid from carboys; safe handling and emptying of containers of caustic soda and caustic potash; and provision for copious supply of fresh, clean water.

29 CFR 1910.151(c)—*Medical Services and First Aid*—requires suitable facilities for quick drenching or flushing of the eyes and body in the work area for immediate emergency use, where the eyes or body of any person may be exposed to injurious corrosive materials.

29 CFR 1910.1000—*Toxic and Hazardous Substances—Air contaminants*—identifies materials and sets limits for each material identified, beyond which employees may not be exposed. (See also 29 CFR 1926.55—*Gases, vapors, fumes, dusts, and mists.*)

29 CFR 1910.1200—*Hazard Communication Standard*—requires that employees be informed of chemical hazards in their workplace. (See also 29 CFR 1926.59.) Some highlights of the standard follow:

- ◆ Employers must develop and implement a written hazard communication program and make that program available to employees.

The program must list all hazardous chemicals known to be in the workplace and tell employees about nonroutine tasks (such as cleaning out tanks) that might expose them to the hazardous chemicals.

- ◆ Containers of hazardous chemicals must be labeled. The label must identify the chemical, its manufacturer and appropriate hazard warnings. Employees must be trained to read such labels.

- ◆ Employers must have a safety data sheet (SDS) for each hazardous chemical in its workplace.

The SDS must include (among other things) the identity used on the container label; common name and names of chemical ingredients in the hazardous chemical; physical and chemical characteristics (such as vapor pressure and flash point); physical hazards (such as potential for fire, explosion and reactivity to other substances that are incompatible); health hazards (such as signs and symptoms of exposure); how the chemical can enter your body; permissible exposure limits; whether the chemical will cause cancer; precautions for safe handling and use (including protective measures); emergency and first aid procedures; when the SDS was prepared or last changed; the name and telephone number of the manufacturer or other source that can provide additional information (including emergency procedures).

- ◆ The SDSs must be readily accessible to employees during each work shift. Employees must be taught to use them.
- ◆ Employees must be informed of the location of hazardous chemicals.
- ◆ Employees must be trained in how to detect the presence of a hazardous chemical; its health hazards; and protective measures (including work practices, personal protective equipment and emergency procedures).

How Do Corrosives Harm Us and How Can We Protect Ourselves?

How Corrosives Harm Us

Most commonly, the eyes, skin and respiratory system are the parts of the body affected by corrosive chemicals. Causes could include:

- splashes during pouring
- splashes from mixing, diluting and chemical reactions
- spills while carrying containers and from leaking containers
- vapors from open or leaking containers

Both acidic (pH < 4) and alkaline (pH > 10) solutions are capable of inducing a chemical burn. The severity is dependent primarily upon the concentration of the chemical and the duration of contact.

With respect to the severity of chemical burns from acids and alkalis, burns from alkalis tend to be the more severe. An alkali in contact with human tissue may form an albuminate (clot or mass) and, with natural fats, forms soaps. Tissue is gelatinized to form soluble compounds resulting in deep and painful destruction.

Acids tend to harden the skin, and most of them produce pain at the site of contact. Thus, they often give a quicker warning of injury than do alkalis. First aid includes immediate irrigation with plain water for at least 15 minutes.

In addition, mists produced by corrosive liquids can result in lung damage if inhaled. Routine or accidental contact of corrosives with the skin or eyes can result in serious burns and irritation. Some acid mists, such as sulfuric, can corrode teeth over an extended period of time. Chromic acid is particularly dangerous and has been linked to lung and skin cancer.

How We Can Protect Ourselves—Evaluating the Workplace

Corrosive substances that present potential problems should be studied in detail to determine the nature and seriousness of the problems they present. A large part of this evaluation should consist of air sampling conducted by an industrial hygienist or a person trained in air sampling techniques. The possibility of exposing employees to corrosives should be evaluated to determine the needs for controls and personal protective equipment.

Acids commonly found in industries include:

- | | | |
|----------------|--------------|--------------|
| ■ acetic | ■ nitric | ■ picric |
| ■ chromic | ■ oxalic | ■ phosphoric |
| ■ formic | ■ perchloric | ■ sulfuric |
| ■ hydrochloric | | |

Industrial processes that use acids include:

- | | | |
|--|------------------|----------------------|
| ■ metal cleaning, pickling and etching | ■ electroplating | ■ paper making |
| ■ electrolysis | ■ battery making | ■ chemical syntheses |

Alkalis commonly found in industries include:

- | | | |
|-----------------------------|-------------------------------|--|
| ■ ammonium hydroxide | ■ calcium sulfide | ■ sodium hydroxide (lye or caustic soda) |
| ■ barium hydroxide | ■ potassium hydroxide | ■ sodium sulfide |
| ■ calcium chloride | ■ sodium carbonate (soda ash) | |
| ■ calcium oxide (quicklime) | | |

Tests and Training for Employees Who Work Near Corrosives

Recommended tests for employees exposed to corrosives include pulmonary function tests, particularly forced vital capacity (FVC) and forced expiratory volume for one second (FEV₁) and their ratio (FEV₁/FVC) on a scheduled basis.

Employees should be advised of the health hazards posed by the particular corrosives with which they work. They should be instructed in the proper procedures for handling, transporting and storing corrosives.

Training in the use of personal protective equipment, the operation of engineering controls, and the location and proper use of eyewashes and safety showers should also be required.

Engineering and Administrative Controls

Engineering and administrative controls can be used to reduce employee exposure to corrosive mists or dusts in the air and to lessen the hazard of direct contact of corrosives with the skin and eyes.

Engineering controls include:

- local exhaust ventilation (hoods or process enclosures)
- dilution ventilation
- a combination of the above

Administrative controls include:

- eliminating the use of a particular corrosive
- replacing one corrosive with a less toxic one
- instituting procedures to reduce accidents associated with the handling, transporting and storing of corrosives
- limiting employees' exposure time to vapors, mists and dusts

One example of an administrative control is a precaution to be taken when acids and water are mixed. The acids should always be poured into the water, never the opposite. This lessens the danger of acid being splashed and of spattering from its contact with the water.

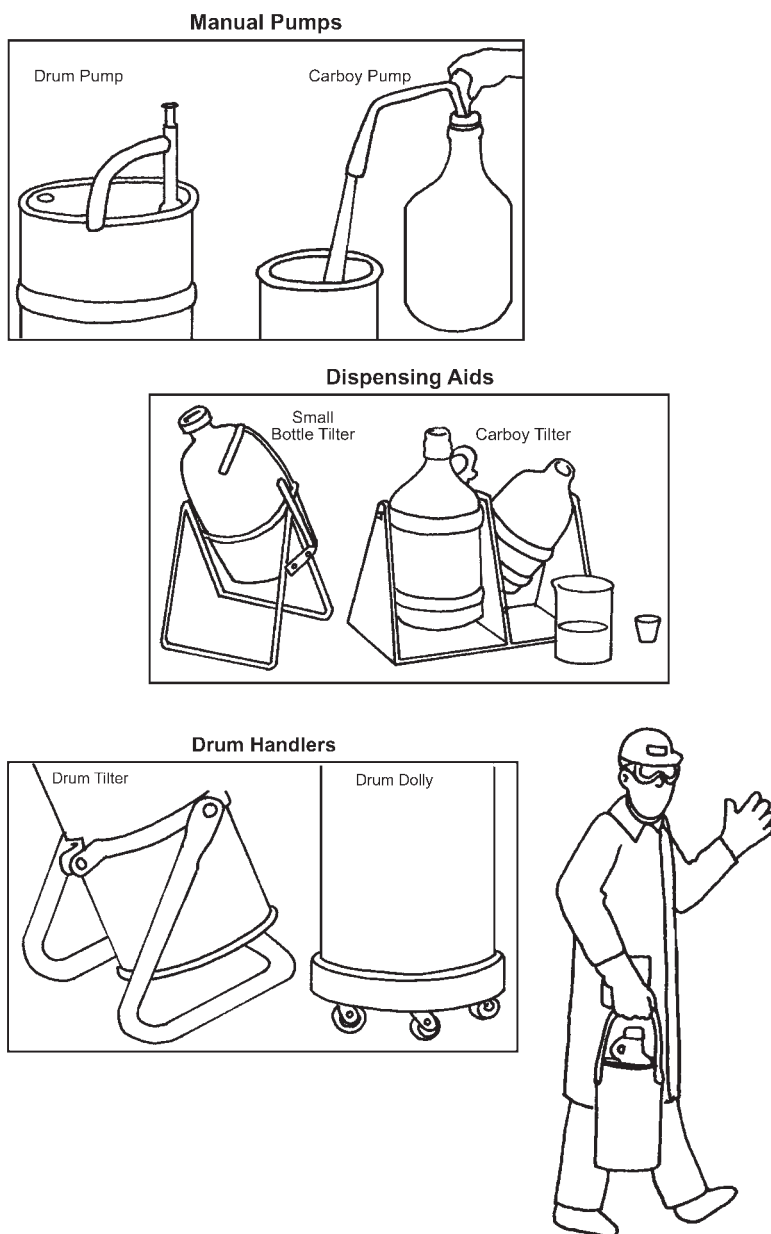
Figure 2 depicts apparatus designed for handling corrosive liquids.

Personal Protective Equipment

When engineering and administrative controls have failed to prevent or limit employees' exposures, personal protective equipment should be used. Depending on the use of corrosives, the following types of equipment may be required:

- gloves and aprons for handling corrosives
- eye and face protection against splashes
- respirators for emergency or short-term use where high concentrations of corrosives are present in the air
- protective shoe coverings

Figure 2
Apparatus for Handling Corrosive Liquids



Emergency Wash Facilities

Additionally, emergency wash, routine washing facilities and overhead showers should be present in each department or work area where corrosives are used. The OSHA requirements for emergency eyewashes and showers, found at 29 CFR 1910.151(c), specify that "where the eyes or body of any person may be exposed to injurious corrosive materials, suitable facilities for quick drenching or flushing of the eyes and body shall be provided within the work area for immediate emergency use."

While not having the force of a regulation under the OSH Act, the current ANSI standard addressing emergency eye-wash and shower equipment (ANSI/ISEA Z358.1-2009) provides guidance for suitable eyewash and shower equipment. ANSI's standard also provides detail with respect to the location, installation, nature, and maintenance of eyewash and shower equipment.

Employers may also reference other recognized medical, technical, and industrial hygiene sources when determining whether the eyewash or shower facilities are suitable given the circumstances of a particular worksite.

Table 2 summarizes the requirements for eyewash and safety showers in accordance with standards of the American National Standards Institute (ANSI/ISEA Z358.1-2009).

Table 2
Summary of ANSI Z358.1-2009 Key Requirements

Equipment Type	Physical Features	Location	Maintenance	Training
Emergency showers	Water column between 82" and 96" within 20" minimum diameter column at 60" above surface. Should deliver 20 gallons per minute (gpm). The center of the water column is required to be located at least 16" from any obstruction. Enclosures, if used, require minimum 34" unobstructed diameter.	*1	*3	*6
Plumbed and self-contained	Flow rate of 0.4 gpm for 15 minutes required. Water nozzles 33" to 45" above floor and 6" from wall or obstruction.	*1, *1a	*4	*6
Personal eyewashers	Not addressed.	*2	*5	*6
Eye/face washes	Flow rate of 3.0 gpm for 15 minutes required. Water nozzles 33" to 45" above floor and 6" from wall or obstruction.	*1, *1a	*3	*6
Drench hoses	Deliver a controlled flow of flushing fluid to a portion of the body at a velocity low enough to be noninjurious.	*1, *2, *2a	*4	*6
Combination units	Must meet physical requirements of component parts.	*1	*3	*6

*(1) Accessible within 10 seconds, located on same level as hazard, and path of travel free from obstructions.

*(1a) For strong acids or strong caustics, locate immediately adjacent to the hazard.

*(2) Not specified but recommended to be placed in vicinity of potentially hazardous area.

*(2a) A drench hose may be considered an eyewash or eye/face wash if the device meets the performance requirements of Section 5 and/or Section 6.

*(3) Activated weekly to flush lines and verify operation.

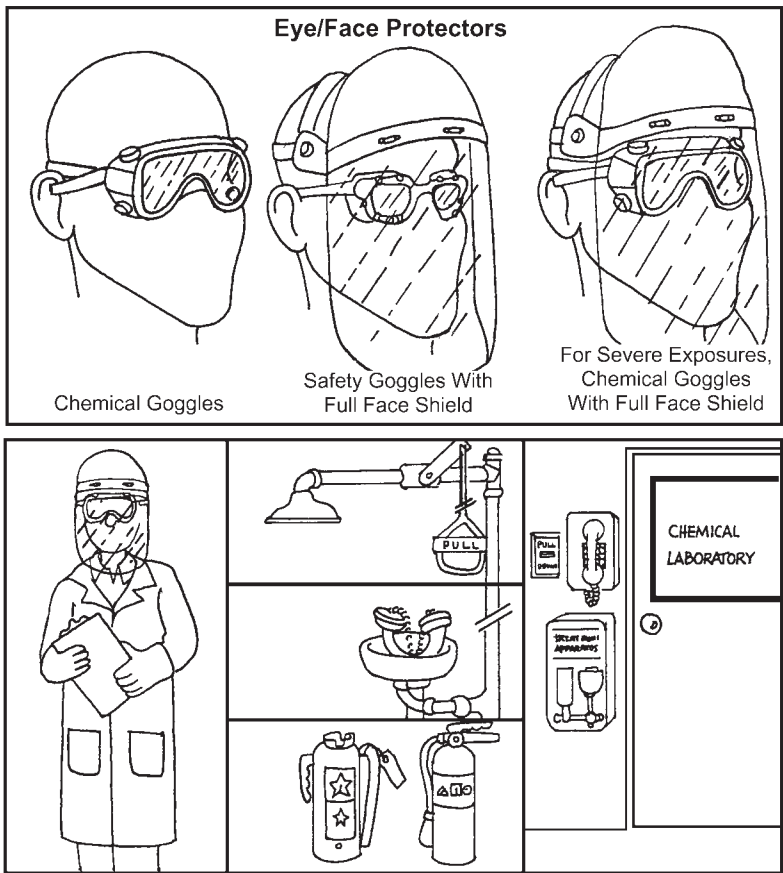
*(4) Plumbed units activated weekly to flush lines and verify operation; self-contained units-in accordance with manufacturer's instructions.

*(5) Inspected and maintained in accordance with manufacturers' instructions.

*(6) Required for all employees who might be exposed to a chemical splash.

Figure 3 provides examples of personal protective equipment, emergency wash facilities, emergency alerting equipment, and fire suppression equipment

Figure 3
Minimum Protective Equipment and Facilities



Personal Protective Equipment and Facilities Checklist

In the checklist below, each item should be answered “yes.”

Are protective measures in place that:

- Prevent skin, eye and mucous membrane contact?
- Provide personal protective equipment for body, feet, head, hand/arm and eye/face where needed?
- Provide properly maintained eyewash/safety showers for emergency use?
- Ensure that workers are adequately informed and trained as to precautions and controls?
- Provide and require the use of personal hygiene facilities at the conclusion of the work shift, prior to breaks and meals?
- Maintain corrosives in closed systems where possible?
- Ensure the avoidance of contact between corrosives and other incompatible substances?
- Provide for labeling on all containers as to their content?
- Provide ventilation, especially if corrosive gases or dusts are present?
- Provide fire preventive and protective measures if contact with corrosives causes a fire risk?
- Determine what risks from corrosives might be generated from normal and abnormal circumstances before a new process is introduced?
- Ensure that acids are stored in fire-resistant buildings with acid-resistant floors?
- Provide storage areas with secondary containment and proper drainage?
- Provide acid-resistant electrical installations in storage areas?
- Protect glass and plastic containers against impact?
- Ensure that all containers are stored off the floor, to facilitate flushing?
- Require dispensing from larger containers with carboy tilters and/or pumps?

Terms

Albuminate. A water-soluble protein, widely occurring in natural products such as milk, blood serum and eggs. It is a substance produced by the action of an alkali upon albumin. It readily combines irreversibly to form a clot or mass by the application of heat.

Anhydride. A chemical compound derived when a molecule of water is eliminated from an acid.

Aqueous. Of, like or formed by water.

Carboy. A large glass bottle enclosed in a basketwork or a wooden crate and used for corrosive liquids.

Coefficient of Expansion. A coefficient for a substance that determines the extent which a solid body or gas will expand when heat is applied.

Council of Europe. A consensus standard-setting organization.

Ester. Organic compounds (those containing carbon) corresponding to an inorganic salt and formed by the reaction of an acid and an alcohol.

Halide. A compound containing halogens.

Halogen. One of the very active chemical elements of Group VIIA of the periodic table: fluorine, chlorine, bromine, iodine, astatine.

ILO. International Labor Organization—a consensus standard-setting organization.

IMO. Intergovernmental Maritime Organization—a consensus standard-setting organization.

Litmus Paper. Strips of paper containing blue amorphous powder. One of the oldest pH indicators to test materials for acidity. The paper changes color with the acidity or alkalinity of a solution. Blue litmus paper contains blue amorphous powder and turns red under acidic conditions—at pH 4.5, and red litmus paper turns blue under basic (alkaline) conditions—at pH 8.3

Negative Logarithm. A common logarithm is the index of a power to which the base 10 must be raised to equal the number. A negative logarithm is when the characteristic is less than one. The pH scale was devised to deal with small H⁺ concentrations. The pH is defined so that it is usually a positive number. Since the log of any number less than 1 is negative, the pH is then defined as the negative of the logarithm of the hydrogen ion (H⁺) concentration: $\text{pH} = -\log [\text{H}^+]$. Example:

$$\begin{aligned}\text{Log}_{10}(x) = 0.0254 \text{ means } 10^x &= 0.254 \\ x &= -1.59517\end{aligned}$$

Outage. A vacant space left in an enclosed container to allow for substances with high coefficients of expansion to expand as they are heated. Such substances include compressed gases, corrosives and flammables. The terms “freeboard” and “ullage” are also used.

pH Indicator Paper. A common and fast way to determine the pH of a substance, typically used for measuring small volumes. It uses a broad range indicator that turns the indicator paper to a series of colors from pH 1 to 14. The color change is then compared with a color chart to determine the pH value.

pH Value. The strength of an acid or base is expressed by the pH value. The pH is the negative logarithm of the hydrogen ion concentration, $\text{pH} = -\log [\text{H}^+]$, and will usually be in the range of 0 to 14. Since pH is a common logarithmic function, a change of one pH unit represents a 10-fold change in concentration of hydrogen ion. This is because the actual hydrogen ion concentration values would otherwise cover too wide of a range to provide meaningful data.

OSH Publications

We provide a variety of OSH publications. These include general industry and construction regulations, industry guides that cover different OSH topics, quick cards, fact sheets and brochures that cover a wide variety of serious safety and health workplace hazards. Workplace labor law posters are available free of charge. To obtain publications, call toll free at 1-800-NC-LABOR (1-800-625-2267) or direct at 919-807-2875. You may view the list of publications and also download many of them at **www.nclabor.com/pubs.htm**.

Occupational Safety and Health (OSH) Sources of Information

You may call 1-800-NC-LABOR (1-800-625-2267) to reach any division of the N.C. Department of Labor; or visit the NCDOL home page on the World Wide Web: <http://www.nclabor.com>.

Occupational Safety and Health Division

Mailing Address:
1101 Mail Service Center
Raleigh, NC 27699-1101
Local Telephone: 919-807-2900 Fax: 919-807-2856

Physical Location:
111 Hillsborough St.
(Old Revenue Building, 3rd Floor)

For information concerning education, training, interpretations of occupational safety and health standards, and OSH recognition programs contact:

Education, Training and Technical Assistance Bureau

Mailing Address:
1101 Mail Service Center
Raleigh, NC 27699-1101
Telephone: 919-807-2875 Fax: 919-807-2876

Physical Location:
111 Hillsborough St.
(Old Revenue Building, 4th Floor)

For information concerning occupational safety and health consultative services contact:

Consultative Services Bureau

Mailing Address:
1101 Mail Service Center
Raleigh, NC 27699-1101
Telephone: 919-807-2899 Fax: 919-807-2902

Physical Location:
111 Hillsborough St.
(Old Revenue Building, 3rd Floor)

For information concerning migrant housing inspections and other related activities contact:

Agricultural Safety and Health Bureau

Mailing Address:
1101 Mail Service Center
Raleigh, NC 27699-1101
Telephone: 919-807-2923 Fax: 919-807-2924

Physical Location:
111 Hillsborough St.
(Old Revenue Building, 2nd Floor)

For information concerning occupational safety and health compliance contact:

Safety and Health Compliance District Offices

Raleigh District Office (3801 Lake Boone Trail, Suite 300, Raleigh, NC 27607)
Telephone: 919-779-8570 Fax: 919-420-7966

Asheville District Office (204 Charlotte Highway, Suite B, Asheville, NC 28803-8681)
Telephone: 828-299-8232 Fax: 828-299-8266

Charlotte District Office (901 Blairhill Road, Suite 200, Charlotte, NC 28217-1578)
Telephone: 704-665-4341 Fax: 704-665-4342

Winston-Salem District Office (4964 University Parkway, Suite 202, Winston-Salem, NC 27106-2800)
Telephone: 336-776-4420 Fax: 336-767-3989

Wilmington District Office (1200 N. 23rd St., Suite 205, Wilmington, NC 28405-1824)
Telephone: 910-251-2678 Fax: 910-251-2654

To make an OSH Complaint, **OSH Complaint Desk:** 919-807-2796

For statistical information concerning program activities contact:

Planning, Statistics and Information Management Bureau

Mailing Address:
1101 Mail Service Center
Raleigh, NC 27699-1101
Telephone: 919-807-2950 Fax: 919-807-2951

Physical Location:
111 Hillsborough St.
(Old Revenue Building, 2nd Floor)

For information about books, periodicals, vertical files, videos, films, audio/slide sets and computer databases contact:

N.C. Department of Labor Library

Mailing Address:
1101 Mail Service Center
Raleigh, NC 27699-1101
Telephone: 919-807-2850 Fax: 919-807-2849

Physical Location:
111 Hillsborough St.
(Old Revenue Building, 5th Floor)

N.C. Department of Labor (Other than OSH)

1101 Mail Service Center
Raleigh, NC 27699-1101
Telephone: 919-733-7166 Fax: 919-733-6197